


Owl Fold-it Card



Another great
product by...



©Stephanie barnard designs, inc.
TheStampsofLife.com



All About Us

The Stamps of Life (TSOL) was started in 2009 on a dare and a prayer! Beginning with clear stamps, made in the USA, and growing to include dies, inks, paper and embellishments. Our products are designed to make card making creative and fun.

Stephanie Barnard leads the team as owner and operator of TSOL. In 2018, she brought her creative designs to HSN and has been welcomed by the new audience with sell out, on air segments! Fueled by Diet Coke and a love of connecting with her customers, Stephanie will visit over 26 cities in any given year teaching and inspiring card makers everywhere.


Stephanie's Top 5 Loves

- *Her daughters and Husband Ken
- *Her Maltese, Cookie
- *Diet Coke & Bacon
- *All Things Card Making
- *GOD



How to Create a Fold-it

Score and fold cardstock to an A2 size. Place the folded portion **INSIDE** the die blade on the top or the side (the back of the die will show you where). Die cut and decorate.



Pumpkin Owl

By Leslie Capone



Supplies Needed:

- Stamps of Life *Tangerine, Banana, Gingersnap, Chocolate, Licorice, Powdered Sugar and Artichoke Cardstock*
- Stamps of Life *Happiness Patterned Paper*
- Stamps of Life *Pumpkin Fold-it, Hello Word Die, Leaf Dies*

Tip:

Use coordinating pattern papers for a playful design.

The Stamps of Life Owl Fold-it Die Set

Heart Owl

By Leslie Capone



Supplies Needed:

- Stamps of Life *Seaglass, Banana, and Powdered Sugar Cardstock*
- Stamps of Life *Yay Patterned Paper*
- Stamps of Life *Epoxy Hearts*

Tip:

Use heart epoxy stickers as heart cheek embellishments.

The Stamps of Life Owl Fold-it Die Set

Christmas Owl

By Vanessa Buzard



Supplies Needed:

- Stamps of Life *Chocolate, Banana, Gingersnap, Licorice, Powdered Sugar Cardstock*
- Stamps of Life *Licorice Dye Ink Pad*
- Stamps of Life *Hope & Joy Patterned Paper*
- Stamps of Life *Tree Fold-it, christmas2build*

Tip:

Cut owl from patterned paper and use the drop out pieces to layer back in to the owl.

The Stamps of Life Owl Fold-it Die Set

Happy Bird-Day Owl

By Kristin Bost



Supplies Needed:

- Stamps of Life *Tangerine, Gingersnap, Licorice, Powdered Sugar Cardstock*
- Stamps of Life *Licorice Dye Ink Pad*
- Stamps of Life *Happiness Patterned Paper*
- Stamps of Life *birdiepudgie15, W Circle Dies*

Tip:

Use a single layer Owl on the front of an A2 card instead of a Fold-it.

The Stamps of Life Owl Fold-it Die Set

Back to School Owl

By Katherine Cartwright



Supplies Needed:

- Stamps of Life *Tangerine, Pool, Blue Jay, Licorice, Strawberry Kiwi, Gingersnap, Lemonade* and *Powdered Sugar Cardstock*
- Stamps of Life *Licorice* and *Cranberry Dye Ink Pad*
- Stamps of Life *apple2stamp* *patterns4apples*, *teachermouse2stamp*

Tip:

Add some extra die cuts to the owl's wings to create a themed card.

The Stamps of Life Owl Fold-it Die Set

Make a Wish Owl

By Kristin Bost



Supplies Needed:

- Stamps of Life *Kiwi, Green Apple Pool, Guava, Lemonade Banana, Grape, Gingersnap* and *Powdered Sugar Cardstock*
- Stamps of Life *Grape. Pool, Guava* and *Licorice Dye Ink Pad*
- Stamps of Life *balloons2stamp, birthday4cookie, Stitched Tag Dies*
- Stamps of Life *Markers, Twine, Epoxy dots*

Tip:

Add googly eyes to add dimension and whimsy.

The Stamps of Life Owl Fold-it Die Set

Polka Dot Owl

By Kristin Bost



Supplies Needed:

- Stamps of Life *Chocolate, Banana, and Powdered Sugar Cardstock*
- Stamps of Life *Happiness Patterned Paper*
- Stamps of Life *Ribbon*

Tip:

Play with the placement of the eye die cuts to create different expressions.

The Stamps of Life Owl Fold-it Die Set

Heart Owl

By Kristine Reynolds



Supplies Needed:

- Stamps of Life *Gingersnap, Banana, Guava, Sky, Tangerine and Powdered Sugar Cardstock*
- Stamps of Life *Happiness Patterned Paper*
- Stamps of Life *Dotted Hearts*
- Stamps of Life *Epoxy Dots*

Tip:

Stamp a sentiment on any shape and tuck it under the beak.

The Stamps of Life Owl Fold-it Die Set

Spring Owl

By Leslie Capone




Supplies Needed:

- Stamps of Life *Candy, Banana, Razzleberry, Kiwi, Tangerine and Powdered Sugar Cardstock*
- Stamps of Life *Razzleberry Dye InkPad*
- Stamps of Life *Blessed Patterned Paper*
- Stamps of Life *flower power2fill, Grass Die, Stitched Oval Dies, Butterfly Dies, words4wreath*

Tip:

Create a seasonal scene by adding additional stamp and die sets.

The Stamps of Life Owl Fold-it Die Set



The Stamps of Life Owl Fold-it Die Set

Folds to A2 Card Size

Another great
product by...



©stephanie barnard designs, inc.
TheStampsofLife.com

*@stampsoflife *#stampsoflife



Booklet printed in the USA
warning: choking hazard. not intended
for children under eight.