



Punch Alphabet Set



Another great
product by...



©Stephanie barnard designs, inc.
TheStampsofLife.com

All About Us

The Stamps of Life (TSOL) was started in 2009 on a dare and a prayer! Beginning with clear stamps, made in the USA, and growing to include dies, inks, paper and embellishments. Our products are designed to make card making creative and fun.

Stephanie Barnard leads the team as owner and operator of TSOL. In 2018, she brought her creative designs to HSN and has been welcomed by the new audience with sell out, on air segments! Fueled by Diet Coke and a love of connecting with her customers, Stephanie will visit over 26 cities in any given year teaching and inspiring card makers everywhere.

Stephanie's Top 5 Loves


- *Her daughters and Husband Ken
- *Her Maltese, Cookie
- *Diet Coke & Bacon
- *All Things Card Making
- *GOD



Ways to Use the Punch Alphabet

Options:

1. Negative or drop out letters.
2. Positive letters.
3. Letters with shadows.
4. Letters with patterned paper.



Be Happy Card

By Kristin Bost



Supplies Needed:

- Stamps of Life *Candy, Guava, Kiwi and Powdered Sugar Cardstock*
- Stamps of Life *Oh Joy Patterned Paper Pad*
- Stamps of Life *Licorice Dye Ink Pad*
- Stamps of Life *Happy Statement, butterfly2stamp*
- Stamps of Life *Felt Flowers*

Tip:

Combine the alphabet letters with other words to create a sentiment.

The Stamps of Life Punch Alphabet Set

To Do Clipboard

By Kristine Reynolds



Supplies Needed:

- Stamps of Life *Pixie, Sky and Powdered Sugar Cardstock*
- Stamps of Life *XOXO Patterned Paper Pad*
- Stamps of Life *Epoxy Dots, Ribbon Corkers*

Tip:
Customize any project with a personalized saying.

The Stamps of Life Punch Alphabet Set

Baby Block Card

By Kristine Reynolds



Supplies Needed:

- Stamps of Life *Cherry, Cantaloupe, Blue Jay and Powdered Sugar Cardstock*
 - Stamps of Life *Incredible Patterned Paper Pad*
 - Stamps of Life *Squares, Rectangles, Scallop Rectangles, Small Bow*
- Stamps of Life Adhesive Foam

Tip:

Pop letter blocks up with adhesive foam to create dimension.

The Stamps of Life Punch Alphabet Set

HBD Balloon Card

By Kristin Bost



Supplies Needed:

- Stamps of Life *Razzleberry, Ocean Candy, Blueberry, Strawberry and Powdered Sugar Cardstock*
- Stamps of Life *Smiles Patterned Paper Pad*
- Stamps of Life *Candy, Strawberry and Razzleberry Dye Ink Pad*
- Stamps of Life balloons2cut

Tip:

Create a fun abbreviated sentiment.

The Stamps of Life Punch Alphabet Set

Smile Card

By Leslie Capone



Supplies Needed:

- Stamps of Life *Banana, Licorice and Powdered Sugar Cardstock*
- Stamps of Life *Yay Patterned Paper Pad*
- Stamps of Life *Banana and Licorice Dye Ink Pad*
- Stamps of Life *hive4bee, Dotted Ovals, Pocket Banner*

Tip:

Tilt each letter a little different so that you don't have to worry about the word being exactly straight.

The Stamps of Life Punch Alphabet Set

Special to Me Card

By Vanessa Buzard



Supplies Needed:

- Stamps of Life *Bubblegum, Candy, Ocean and Powdered Sugar Cardstock*
- Stamps of Life *Ocean and Licorice Dye Ink Pad*
- Stamps of Life *sheep2stamp*
- Stamps of Life *Ribbon, Flower Stickers and Markers*

Tip:

Create a card front panel with a statement word and stamped sentiment.

The Stamps of Life Punch Alphabet Set

Baby Girl Cards

By Kristine Reynolds



Supplies Needed:

- Stamps of Life *Cherry, Candy, Kiwi and Powdered Sugar Cardstock*
- Stamps of Life *Awesome Patterned Paper Pad*
- Stamps of Life Scallop Rectangles, Scallop Circles, baby2stamp

Tip:

Cut a rectangle and die cut alphabet in to the rectangle shape, then use positive letters for another card.

The Stamps of Life Punch Alphabet Set

Mom Cards

By Katherine Cartwright



Supplies Needed:

- Stamps of Life *Kiwi, Candy and Lemonade Cardstock*
- Stamps of Life *Blessed Patterned Paper Pad*
- Stamps of Life *Flower Power Dies, Stitched Tags, Stitched Squares*
- Stamps of Life *Twine, Ribbon and Epoxy Dots*

Tip:

Create one card with drop out letters, then use those letters to create a second card..

The Stamps of Life Punch Alphabet Set

Baby Boy Card

By Leslie Capone




Supplies Needed:

- Stamps of Life *Storm, Blueberry Sky, Strawberry and Powdered Sugar Cardstock*
- Stamps of Life *Wonder Patterned Paper Pad*
- Stamps of Life *sailboat2stamp, onesie4baby, Tags & Words Dies*
- Stamps of Life *Ribbon and Twine*

Tip:

Use letters with shadow to create a bolder look.

The Stamps of Life Punch Alphabet Set



The Stamps of Life Punch Alphabet Set

Another great
product by...



©stephanie barnard designs, inc.
TheStampsofLife.com

*@stampsoflife *#stampsoflife



Booklet printed in the USA
warning: choking hazard. not intended
for children under eight.